

ANGLOPHONE WEST SCHOOL DISTRICT



Sustainability Study

Liverpool Street Elementary School



Public Meeting #1 Agenda

- Introductions
- Review of Provincial Policy 409 Multi-Year School Infrastructure Planning
- Presentation of Information – Liverpool Street Elementary School
- Question and Answer
- What's Next?
 - o Online Resources and Feedback
 - o Next Meetings



Provincial Policy 409

Multi-year School Infrastructure Planning

- Outlines a number of responsibilities to do with facilities in our system
- Sections 6.4, 6.5 and 6.6 are relevant for sustainability studies
- Three Public Meetings
 - Meeting 1 – Presentation of information from District regarding school (Policy 409, 6.4.4)
 - Meeting 2 - Presentation from stakeholders regarding their thoughts on the sustainability of the school and relevant factors
 - Meeting 3 – Final review of information by District Education Council (DEC) and subsequent motion on next steps



Provincial Policy 409

Multi-year School Infrastructure Planning

- Three Possible Outcomes
 - o Maintain the status-quo at Liverpool Street Elementary School
 - o Provide for repairs to Liverpool Street Elementary School
 - o Build a new school, closing Liverpool Street Elementary School and combine with Forest Hill Elementary School for students continued education
- Public meetings provide the DEC with information to make an informed decision.



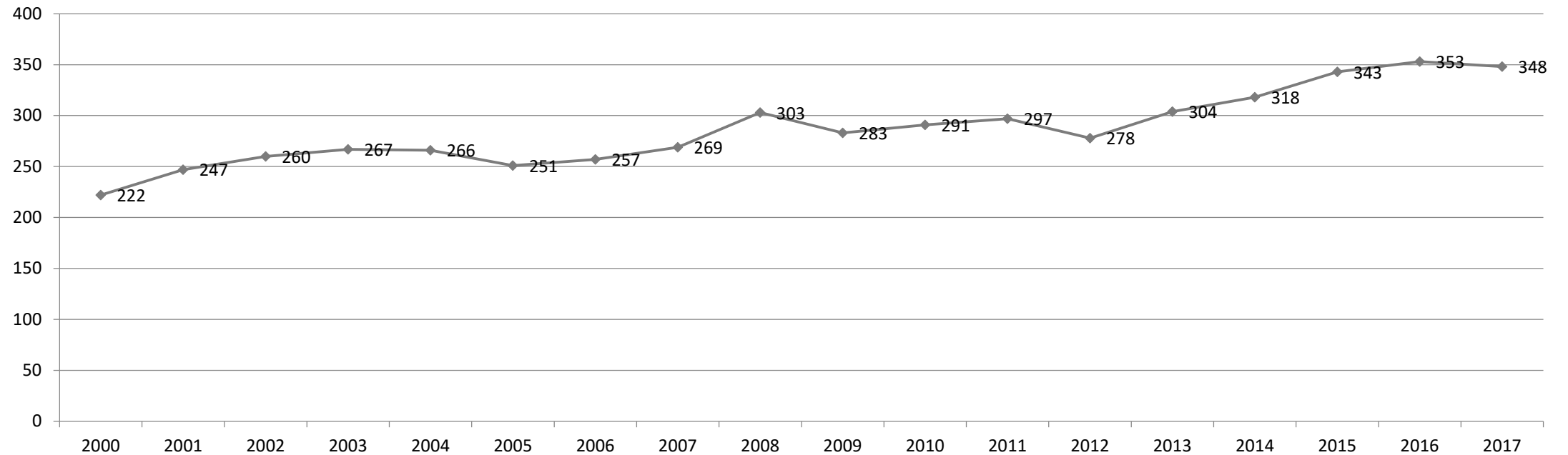
Information to be Presented

- Enrollment
- Quality of Education Programs & Services
- Provincial Assessment Results
- Transportation
- Finances
- Impact on Other Schools
- Building Challenges
- Economic Development
- Vision for New School



Enrollment

School Enrollment Trends 2000 to Present



*Excited. Involved.
Prepared.*

Enrollment By Grade Level: Liverpool Street Elementary School

	2011	2012	2013	2014	2015	2016	2017	2018 Projected August
K								
1								
2	61	60	69	70	59	66	78	83
3	77	68	83	91	96	80	73	95
4	64	84	69	90	96	109	83	75
5	93	66	83	67	92	98	114	87
Total	295	278	304	318	343	353	348	340



*Excited. Involved.
Prepared.*

Quality of Education Programs & Services

Educational Staff – Liverpool Street Elementary School

	2017-2018		2018-2019	
Full Time Equivalent (FTE)	Provincial Staffing Formula 2017-2018	Actual 2017-2018	Provincial Staffing Formula 2018-2019	Projected August 2018-2019
Classroom Teachers	17.60 FTE	17.60 FTE	17.60 FTE	17.60 FTE
Administration	1.27 FTE	1.30 FTE	1.36 FTE	1.40 FTE
Guidance	0.69 FTE	0.70 FTE	0.68 FTE	0.70 FTE
Resource	1.93 FTE	2.00 FTE	1.89 FTE	2.00 FTE
Additional FTE	0.00 FTE	0.00 FTE	0.00 FTE	0.00 FTE
Total	21.49 FTE	21.60 FTE	21.53 FTE	21.70 FTE



Maximum Class Sizes

Grade Level	Maximum Number of Students
K-2	21
3	26
K-3 Combined Classes	16
Grades 4-6	28
Grades 3-5 Combined Classes	23
Grades 7-12	29
Grades 5-12 Combined Classes	24



Quality of Education Programs & Services

Student Teacher Ratio

	Provincial Staffing Formula		Actual	
Year	Total Number Student: Ratio	Student: Teacher	Total Number Student: Ratio	Student: Teacher
2017-2018	348:21.49	16.19:1	348:21.60	16.11:1

	Provincial Staffing Formula		Projected August	
Year	Total Number Student: Ratio	Student: Teacher	Total Number Student: Ratio	Student: Teacher
2018-2019	340:21.53	15.79:1	340:21.70	15.67:1



Support Staff Information

Full Time Equivalent (FTE) 2017-2018	Liverpool Street Elementary School
Educational Assistants	300 hours per week (10.0 FTE)
Administrative Assistant II	51.25 hours per week (1.4 FTE)
School Library Worker I	12.5 hours per week (.3 FTE)
Custodian I	78 hours per week (1.95 FTE)



Support Staff Information

Projected Full Time Equivalent (FTE) 2018-2019	Liverpool Street Elementary School
Educational Assistants	240 hours per week (8.0 FTE)
Administrative Assistant II	51.25 hours per week (1.4 FTE)
School Library Worker I	12.5 hours per week (.3 FTE)
Custodian I	78 hours per week (1.95 FTE)



Core Curriculum and Supports

	Early French Immersion	Late French Immersion	Gymnasium	Music/Fine Arts/Specialists	EST-Resource	EST-Guidance	EST-Literacy	EST-Math	EST-French Immersion	EST-Science	Science Lab	Computer Lab
Liverpool Street Elementary School	Yes	No	Yes	Yes	Yes	Yes	2@3-week block for gr. 2 by District EST-L 17-18 Projected 6-week block by District EST-L 18-19	2@3-week block for 3-5 & one 3 week block for gr. 2 by District EST-N 17-18 Projected 6-week block by District EST-N 18-19	Time allocated in 17-18 and projected again in 18-19	Not in 17-18 Projected 2-week block by District EST-S 18-19	No	No



Quality of Education Programs & Services

- Grade 1 students from Forest Hill Elementary School enter Liverpool Street Elementary School at Grade 2 for English Prime and/or to continue in the Early (Grade 1 entry) French Immersion program.
- Liverpool Street Elementary School has the Early (Grade 3 entry) French Immersion program.
- Grade 5 students from Liverpool Street Elementary School enter Bliss Carmen Middle School for English Prime and French Immersion.
- Grade 5 students from Liverpool Street Elementary School enter Bliss Carmen Middle School for late French Immersion programs beginning in Grade 6.



Special Events that Encourage Community School Partnerships

- PSSC
- Wonderful Wednesday Enrichment event supported by:
 - Archery
 - FitKids
 - Abony Tennis Center
 - School newsletters
 - Clay Café
 - Charlotte Street Arts Center
 - Greener Village
 - Boys and Girls Club Breakfast Program
 - Brown Bag lunches through Community Kitchen

For a sample of community activities and school partnerships as presented by the school and for school newsletters, please view the school's website:

<https://secure1.nbed.nb.ca/sites/ASD-W/Liverpooelem>



*Excited. Involved.
Prepared.*

Student Voice

- Student-Led activities, sports, clubs, special assemblies:
 - Anti-bullying
 - Safety Awareness
 - Terry Fox
 - Remembrance Day
 - Hackmatack Book Club
- Student Leadership Team (Grades 4 & 5)
- Peer Helpers



Provincial Assessment Results

Grade 2 Reading Liverpool Street Elementary School

Year	Liverpool Street School	District	Province
2011-2012	80.0%	78.0%	79.1%
2012-2013	81.7%	80.3%	79.5%
2013-2014	73.2%	76.8%	77.5%
2014-2015	62.9%	77.3%	76.9%
2015-2016	80.4%	75.2%	73.8%
2016-2017	73.8%	75.9%	75.7%
2017-2018			



School Benefits

- Specialists with a variety of skill sets in our school
- We have access to an ISD (integrated service delivery) team who are regularly in our school to help with wrap around support for students.
- PSSC-parent advocacy group to support Liverpool Street Elementary School
- Great Volunteers who devote their time to Liverpool Street Elementary School students and staff
- Staff reach out for Grant opportunities (music grant, wellness grant)
- Very supportive families
- Staff members who are furthering their education and becoming leaders within our school. (SPR Project)



School Challenges

- There is a lack of space for the educational support team to support our students in conducting assessments, therapy and meetings.
- Outside support services require a space to work and support students (OT, SLP, APSEA).
- Members of ISD do not have sufficient space for client sessions.
- Our school Gymnasium does not have a stage area for Christmas Concerts, performances and assemblies.



Building Summary

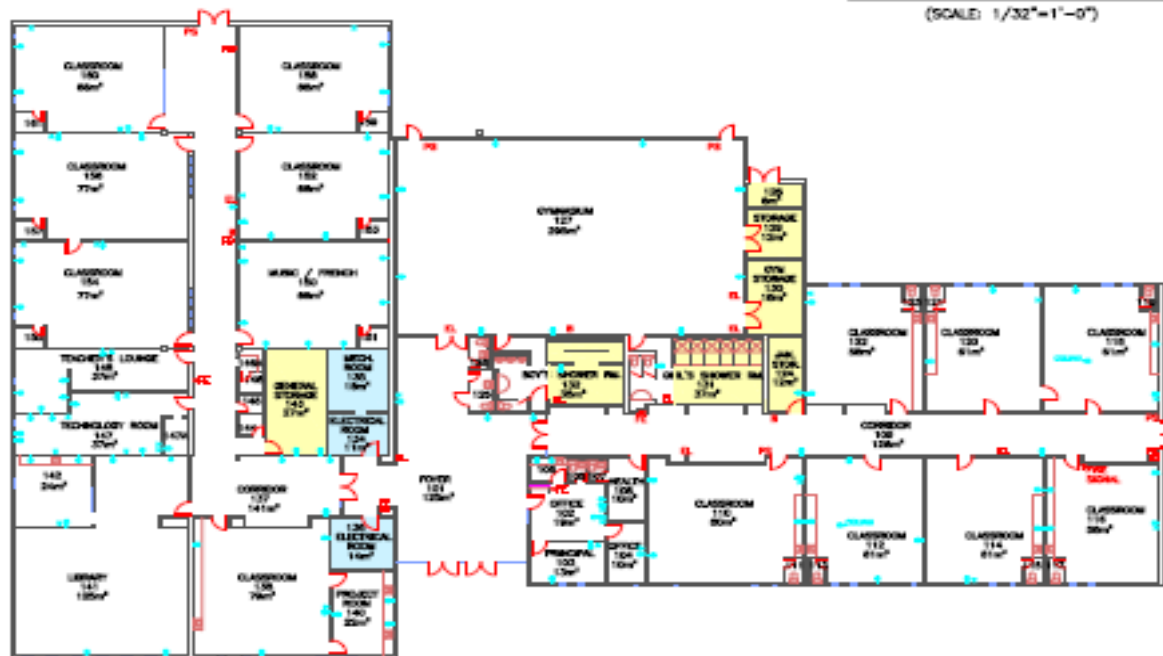
- The school is a one storey wood framed structure constructed in 1968. The school was renovated and an addition was added in 1975. The area of the school is 2,434 square meters.
- The school has with 14 classrooms and 3 modular classrooms.
- There is library and a multi-purpose gymnasium, but no cafeteria.





MEZZANINE FLOOR PLAN

(SCALE: 1/32"=1'-0")




MAIN FLOOR PLAN

(SCALE: 1/32"=1'-0")



STORAGE



MECHANICAL / ELECTRICAL



XXXX	XXXX	XXXX	XXXX
NO.	REVISIONS / REVISIONS	DATE	PAR / BY

Department of Education
Ministère de l'Éducation

New Brunswick
Nouveau Brunswick

TIRE / TITRE
Liverpool Street School
50 Liverpool Street
Fredericton, NB
- School District 18 -

ÉCHELLE / SCALE 1/32" = 1'-0"	DATE JAN 15/08
DOSSIER D.A.G. / C.A.D. FILE LIVERPOOL STREET SCHOOL.DWG	
DESSINÉ PAR / DRAWN BY C.STEVEN	NO DU DESSIN / DRAWING NO. A1
APPROUVÉ PAR / APPROVED BY XXXX	

Functional Capacity

Functional Capacity Data	Student Enrollment	Number of Classrooms	Classrooms In Use	School Capacity	Capacity Rating
Based on 28 students per class	348	14	16	392	88.8%



*Excited. Involved.
Prepared.*

Building Challenges

- Washroom access for portable classrooms is inconvenient.
- There is no sprinkler system.
- Parking is limited.
- There is some asbestos on pipe fittings which is being managed safely by trained staff.
- Washroom facilities need attention throughout the building.
- Classroom size (physical space) differs from classroom to classroom. Most are very small and it is difficult to comfortably fit 26 to 28 students.
- Drop off zone has limited space for vehicles to enter and exit school the grounds.



Capital Investments

School Year	Scope of Work	Cost
2011-2012	Indoor Air Quality	\$ 265
2011-2012	Roof Replacement	\$ 179,123
2013-2014	Roof Replacement	\$ 6,466
2014-2015	Roof Replacement	\$ 84,515
Total		\$ 270,369



*Excited. Involved.
Prepared.*

Physical Plant Status

School Physical Plant Review / Report by School

School: Liverpool Street Elementary School (ASD-W)		Grades: 2-5	Year Built: 1968	
ASD-W	School No:	City/Village: Fredericton	Enrolment:348	
			Total Area (m2): 2434	
Mechanical and Electrical		Description	Priority	Est. Cost
Electrical	Electrical Maintenance	Switchgear Cleaning and repair	2	
Heating and Ventilation	Ventilation System	New ventilation system. Note: Estimated costs updated Sept'13.	1	
Electrical	Electrical Receptacles	Upgrade panels (Main panel 1200 amp, 10-12 125 amp panels). Possibly install 3 receptacles/classroom.	1	
Water Supply and Sewer	Water Supply and Distribution	Washroom Upgrade	1	
			Sub Total (Category)	
Building Interior and Additions		Description	Priority	Est. Cost
Interior Finishes	Floors	Refinish & reline gym floor	3	
Interior Alterations and Renovations	Classrooms	Upgrade all Classrooms	3	
Interior Alterations and Renovations	Hallways and Stairs	Corridor upgrade (floors, ceilings, painting)	3	
Interior Finishes	Interior Doors	Replace 18 doors	3	
Interior Alterations and Renovations	Cafeteria and Kitchen	Kitchen Addition	3	
			Sub Total (Category)	
Building Exterior and Site		Description	Priority	Est. Cost
Site	Site Improvement	Resurface visitor's parking lot-asphalt, bus loading zone, and make repairs in a few locations at the staff parking area.	3	
Building Envelope	Exterior Walls	Preliminary investigation beginning. Project scope will include the replacement of Exterior rock panels with metal siding.	1	
Building Envelope	Roofs	Recap roofs 2 and 6 which were last replaced in 2002. (Should be recapped every 18-20 years ideally.)This price is for re-capping, not replacement. DTI to inspect roof prior to budget approval in case more work is required.	3	
			Sub Total (Category)	
			SCHOOL TOTAL \$1,255,000.00	



*Excited. Involved.
Prepared.*

Facilities Costs

Actual Costs			
	Fiscal Year	Fiscal Year	Fiscal Year
	2015/16	2016/17	2017/18
Facilities Costs			
Electricity	49027.94	52764.84	55720.45
Water/Sewage	5397.68	5000.08	4313.12
Garbage Removal	1486.2	1677.86	1486.2
Snow Plowing	6150	6150	6048
Heating Fuel		0	0
Natural Gas		0	0
Cleaning Supplies/Services	13363.65	10278.19	10689.3
Minor Repairs/Renovations	7007.47	6782.6	15071.47
Total	82432.94	82653.57	93,328.54



*Excited. Involved.
Prepared.*

Assigned Budgets

Actual Costs Fiscal Year 2017-2018

Assigned Budgets

Regular Instruction	\$27,094
Admin Support	\$6,316
Library	--
Teacher Working Conditions	\$3,230
Nutrition	\$3,266
Bilingual Learning Environment	\$600
Wellness Grant	\$2,078
Co/Extra Trips	\$1,330
PSSC	\$1,094
Total	<u>\$45,008</u>



*Excited. Involved.
Prepared.*

Liverpool Street School Salaries

Actual Costs Fiscal Year 2017-2018

Salaries

Administration	\$23,327
Teachers	\$1,541,728
Admin Assistant	\$57,596
Educational Assistant	\$338,990
Custodian	\$69,364
Total	<u>\$2,031,005</u>



Liverpool Street School Salaries

Projected Costs Fiscal Year 2018-2019

Salaries

Administration	\$24,327
Teachers	\$1,739,699
Admin Assistant	\$59,297
Educational Assistants	\$277,757
Custodian	\$75,461
Total	<u>\$2,176,541</u>



*Excited. Involved.
Prepared.*

Transportation Study

Liverpool Street Elementary School

- Students in Grades 6-12 who reside in the Liverpool Street Elementary School catchment area are bused to Bliss Carmen Middle School and Fredericton High School. Liverpool Street Elementary School has the French Immersion programming available.
- The morning school bus system has 6 buses transporting students within the Liverpool Street Elementary School catchment area into the Liverpool Street Elementary School.
- The afternoon school bus system has 3 buses transporting students within the Liverpool Street Elementary School catchment area from the Liverpool Street Elementary School.
- There would not be any anticipated impact with regards to the number of school buses or drivers if Liverpool Elementary Street School should close.



Transportation Study

Liverpool Street Elementary School - Busing

School	Longest Ride In	Longest Ride Out	Earliest Pick-up	Latest Drop Off	Average Ride Time
Liverpool Elementary School	34 MIN	34MIN	7:21AM	3:34PM	15 minutes
Potential Liverpool Street Area School	34 MIN	34MIN	7:21AM	3:34PM	15 minutes



*Excited. Involved.
Prepared.*

Transportation Study

Liverpool Street Elementary School - Busing

	Distance to Liverpool Elementary School	Distance to Potential New Liverpool Street Area School
Average Distance	2.1km	2.1km
Maximum Distance	7km	7km
Minimum Distance	0.1km	0.1km



*Excited. Involved.
Prepared.*

Our Vision for New School

A typical K-5 school for 500 students would look something like this:

- 24-28 classrooms (kindergarten and general)
- 1 early childhood development room
- Music room and performing arts room
- 3-4 project work areas
- 4 resource rooms
- Special care resource room and workroom
- Health room & multi-functional rooms



*Excited. Involved.
Prepared.*

Our Vision for New School

- Double gymnasium & single gym with auxiliary spaces
- Library and seminar room
- Stage, Cafeteria, kitchen
- Guidance and visiting professionals' offices
- Administration offices and storage
- Personnel centre/staff room with lounge and work area
- Main custodial work area & recycling area
- Dedicated parent/bus drop areas
- Outdoor playground, hard surface play area & playing field



Possible Considerations - Impact

- Maintain the status-quo at Liverpool Street Elementary School
- Provide for repairs to Liverpool Street Elementary School
- Build a new school, closing Liverpool Street Elementary School and combine with Forest Hill Elementary School for students continued education.
- Economic Development was considered but the scenario of building a new school would negate any negative impacts.



Scenario

	Liverpool Street Elementary School (2-5)	Forest Hill Elementary School (K-1)	New School (K-5) (with Liverpool Street Elementary School & Forest Hill Elementary School students)
Projected 2018-2019 enrollment	340	129	469
Projected 2018-2019 # of homerooms	16	8	24
Projected 2018-2019: Classroom Teachers FTE	17.60	8.80	26.40
Administration FTE	1.40	0.60	1.90
Guidance FTE	0.70	0.20	1.00
Resource FTE	2.00	0.80	2.70
Additional FTE	0.00	0.00	0.00
Projected 2018-2019 Teacher FTE	21.70	10.40	32.00



Questions and Answers

- Our presenters are ready to take questions from the floor.



*Excited. Involved.
Prepared.*

What Happens Next

- Public Meeting #2 – Nov. 29 at 6:30 p.m. at this school.
- Public Meeting #3 – Jan. 24, 2019 at 6:30 p.m. at FHS
- DEC makes a recommendation on school's future
- Government considers the recommendation and makes a decision.
- Visit our website for further details and information on sustainability studies at www.asd-w.nbed.nb.ca



*Excited. Involved.
Prepared.*